

Appendix B – South Additional Information

Direct Energy Regulated Services
November 2007 GCFR

September Data

Figure 1 – Daily Price Data

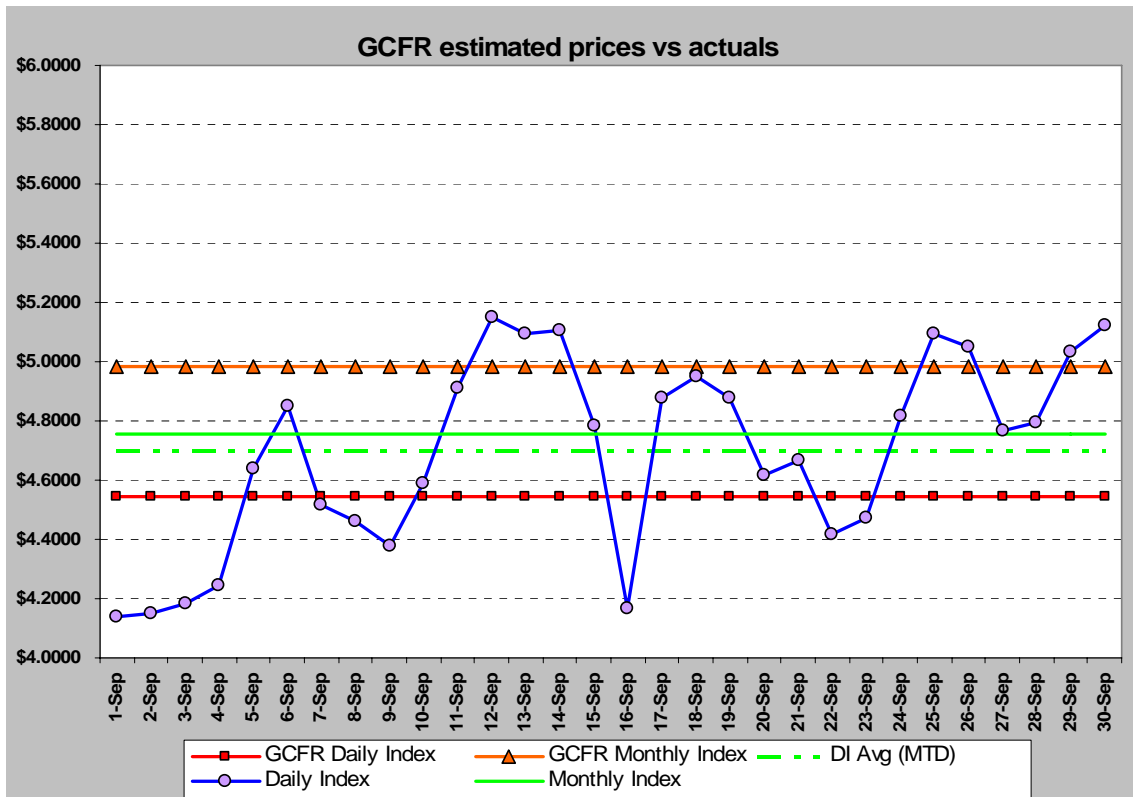


Table 1 – Price Comparison (September)

	September GCFR	Actual	Difference
MI	\$4.9806	\$4.7563	(\$0.2243)
DI Average	\$4.5425	\$4.6976	\$0.1551

Figure 1 shows the difference in the actual daily and monthly index prices and the forecast daily and monthly prices that were included in the September GCFR. Figure 2 below shows the actual temperature during the month of September for Calgary.

Figure 2 – Daily Weather Data (Calgary)

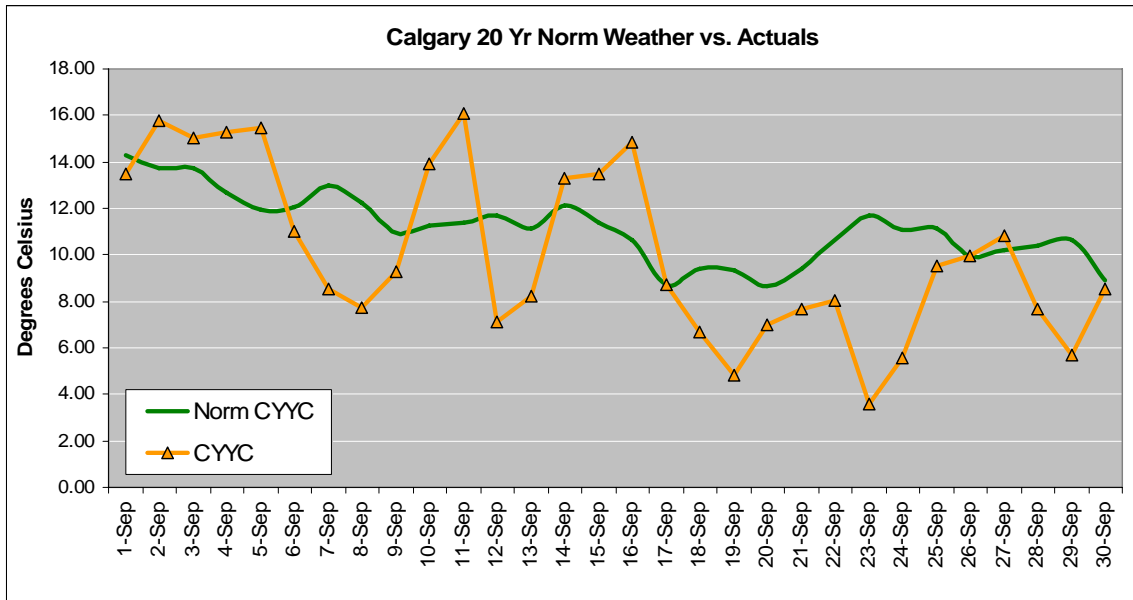


Figure 3 – South Supply Purchases (TJ)

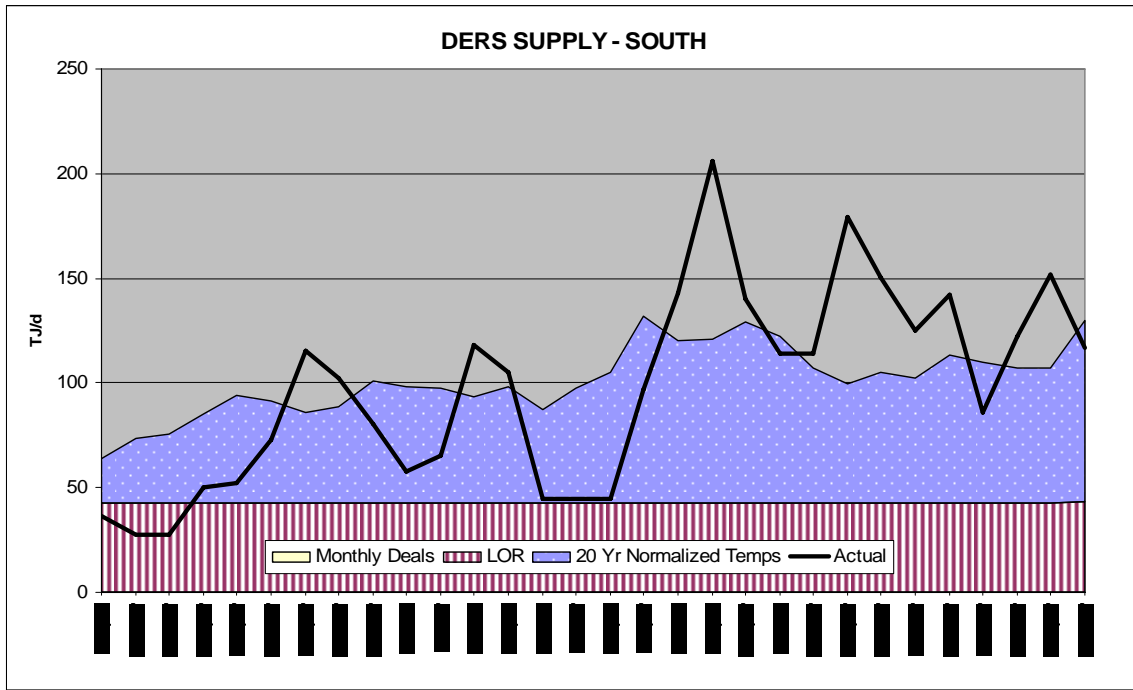
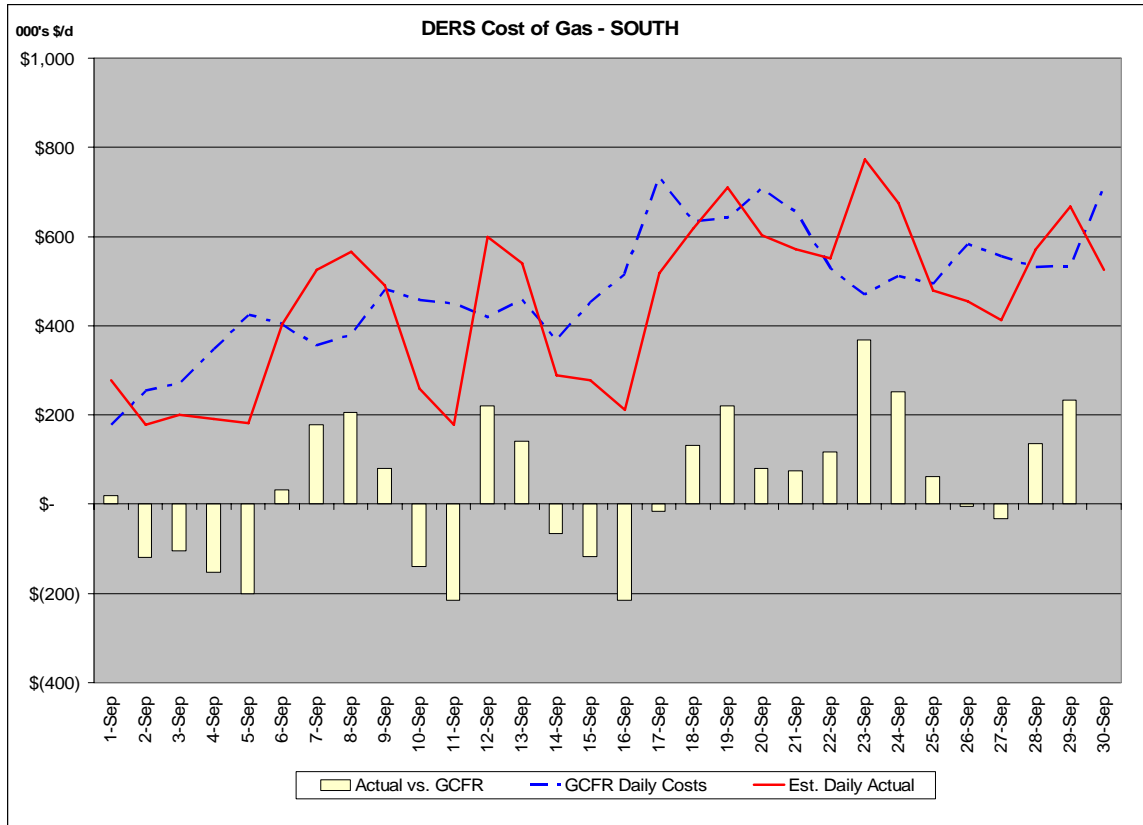


Table 2 – September Supply Purchases (TJ)

September Totals (TJ)		Schedule Reference
Monthly		
Life of Reserve	1,271	
20 yr normal	1,773	
Actual	290	
Core and LB	(403)	
Total (November GCFR)	2,931	November GCFR (M-2 column B (Line 1 minus Line 9))
September GCFR	3,061	September GCFR (M-2 column D (Line 1))
Difference	(130)	November GCFR line minus September GCFR line

Figure 4 – South Purchases (\$'000)



Please note that the estimated actuals for the current month is a "net" estimate. This number is the sum of current month purchases minus excess system sales.

Table 3 – September Purchases (\$'000)

September Purchases Total (\$'000)		Schedule References
September GCFR Forecast	\$14,499	September GCFR (M-1 Column E (line 2 minus line 16))
November GCFR Forecast	\$14,031	November GCFR (M-1 Column C (line 2 minus line 16))
Difference	(\$468)	November GCFR line minus September GCFR line

South Calendar Sales (\$'000)

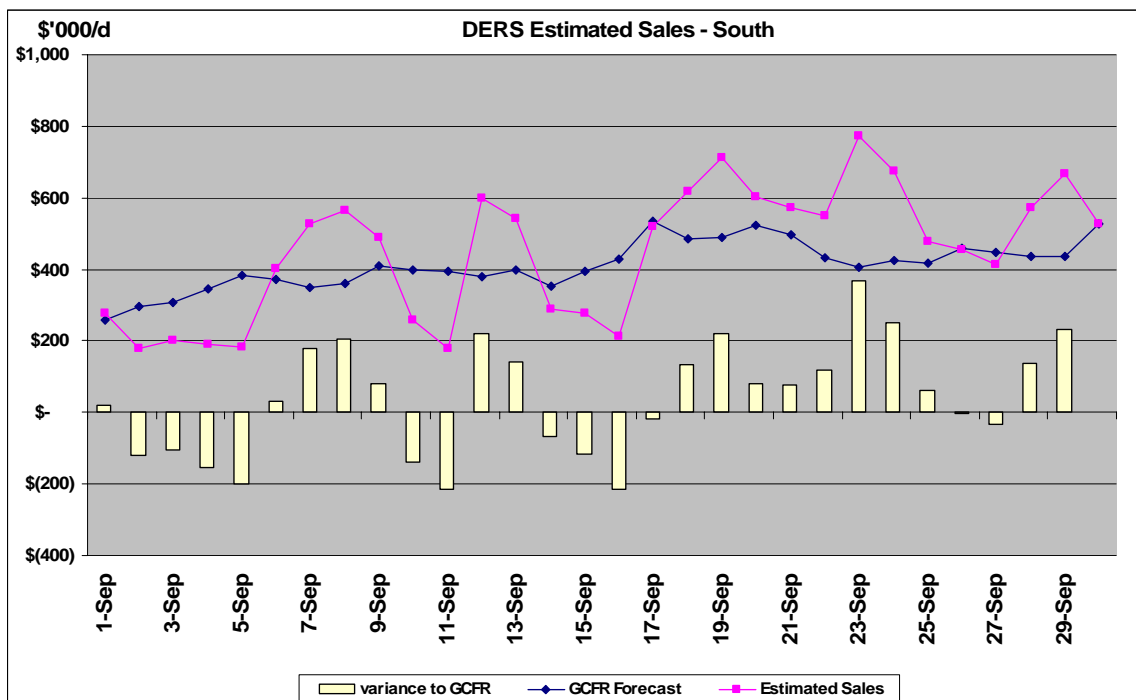


Table 4 – September Sales (\$'000)

September Sales Total (\$'000)		Schedule References
September GCFR Forecast	\$12,330	September GCFR (M-1 Column E (line 14))
November GCFR Forecast	\$13,174	November GCFR (M-1 Column C (line 14))
Difference	\$844	November GCFR line minus September GCFR line

The chart below shows the cost of gas and calendar sales for the month of September as reported in the September and November GCFR.

Table 5 – Variance in September and November GCFR for September Calendar Month Purchases and Sales (\$'000)

	September GCFR	November GCFR	Table References
September Sales	\$12,330	\$13,174	Table 4
September Purchases	\$14,499	\$14,031	Table 3
Difference	(\$2,169)	(\$857)	Sales minus Purchases

Note: The data shown in Figures 1 through 4 have been taken as of October 24th and represents information available to DERS at the time. Numbers may be slightly off as a result of rounding differences.

October Data

Figure 6 – Daily Price Data

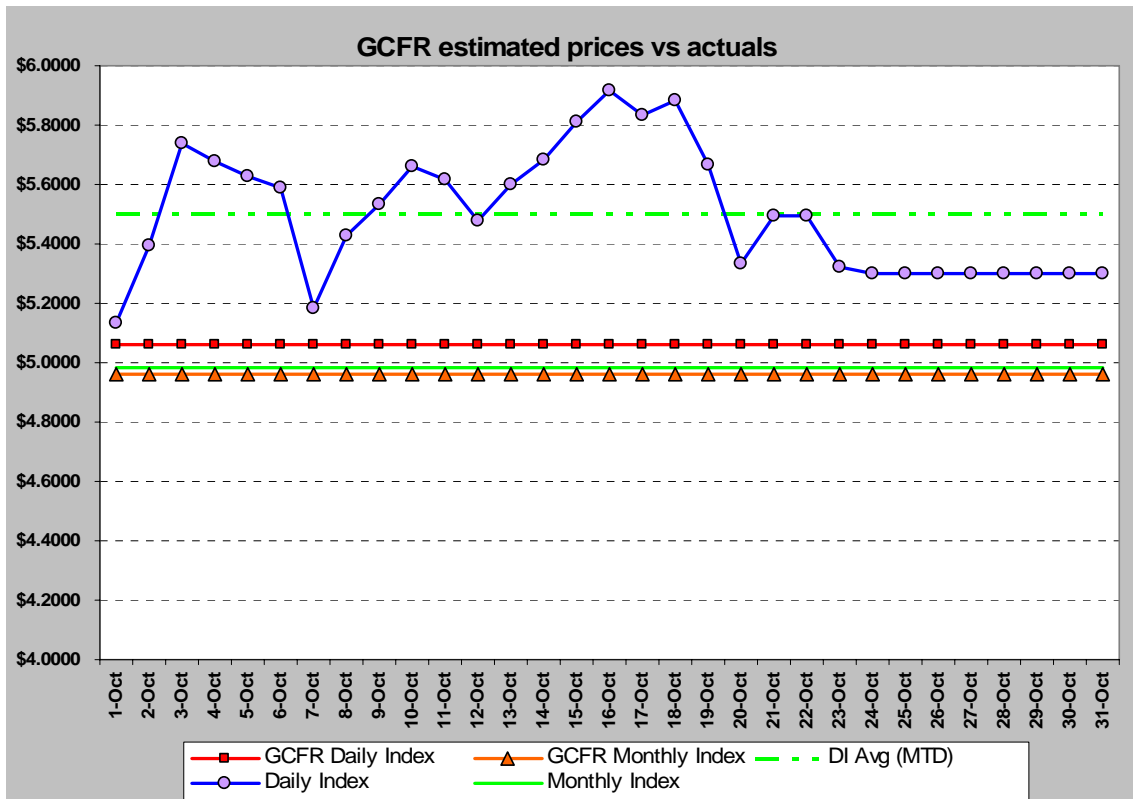


Table 6 – Price Comparison (October)

	October GCFR	Actual	Difference
MI	\$4.9604	\$ 4.9824	\$0.022
DI Average	\$5.0600	\$5.4997	\$0.4397

Figure 6 shows the difference in the actual daily and monthly index prices and the forecast daily and monthly prices that were included in the October GCFR. Figure 7 below shows the actual temperature during the month of October for Calgary.

Figure 7 – Daily Weather Data Calgary

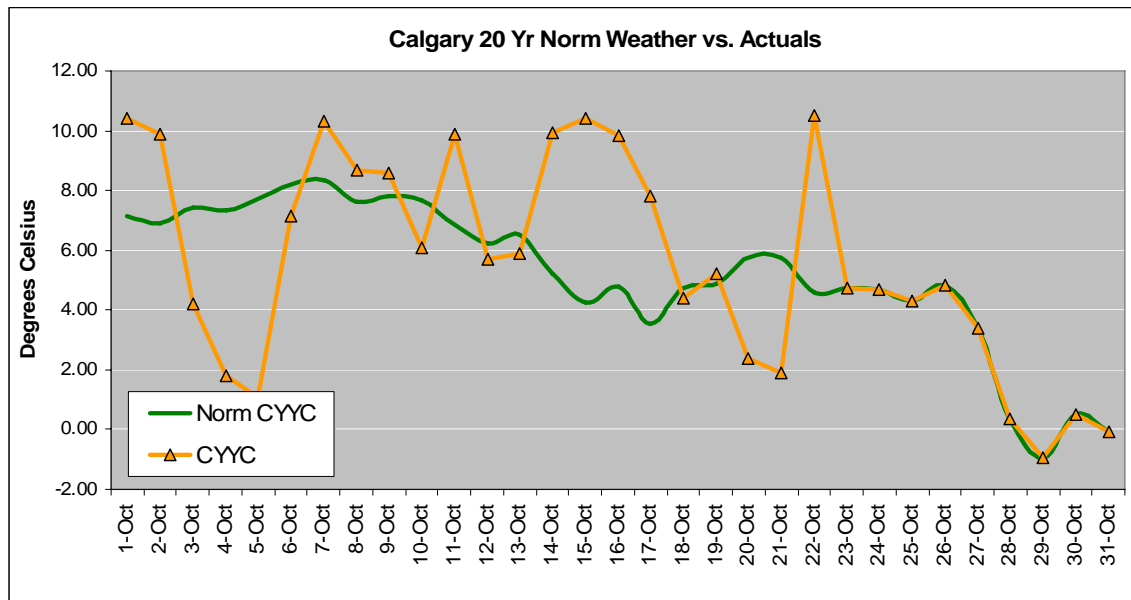


Figure 8 – South Supply Purchases (TJ)

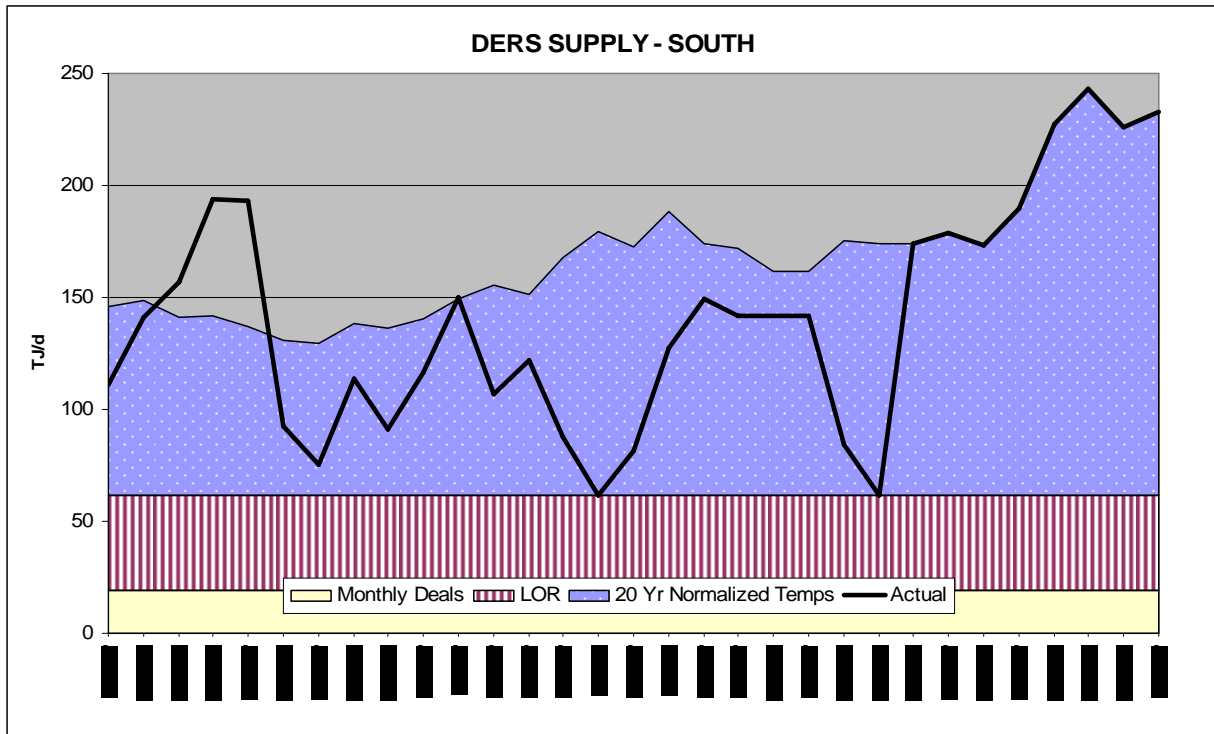
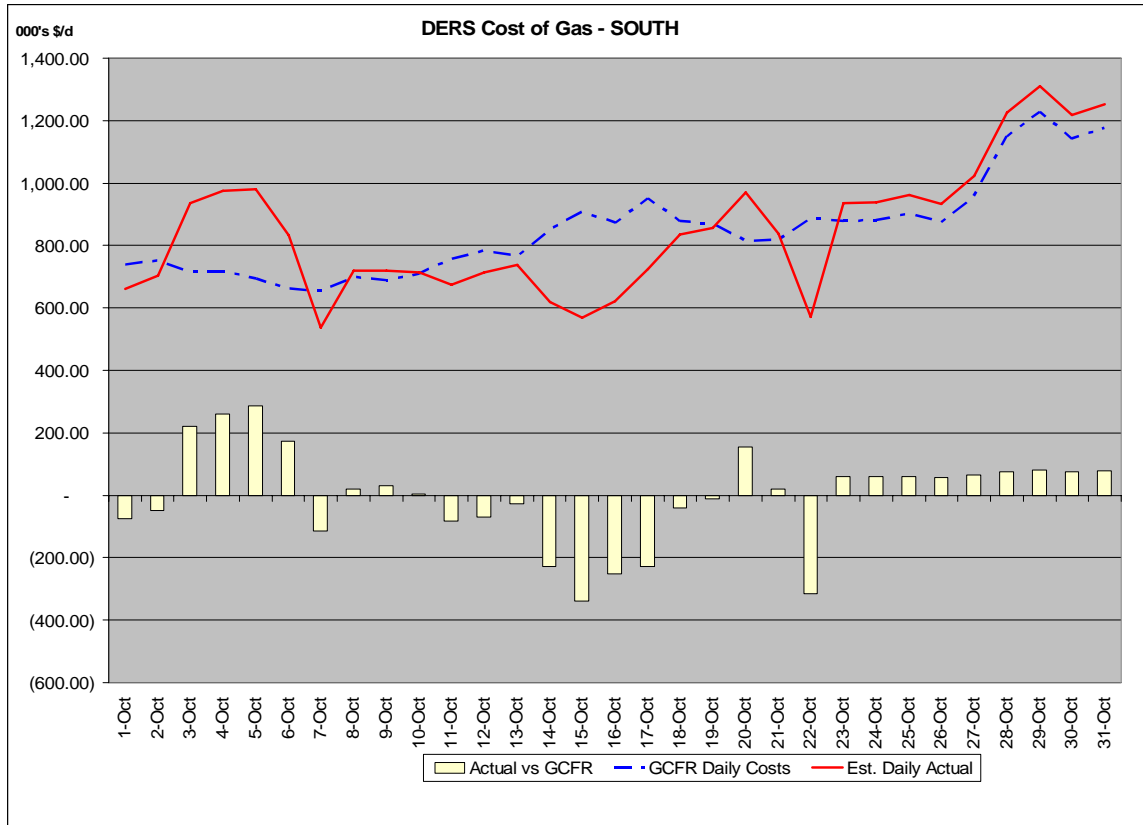


Table 7 – October Supply Purchases (TJ)

Totals (TJ)		Schedule Reference
Monthly	589	
Life of Reserve	1,314	
20 yr normal	3,317	
Actual	(170)	
Core and LB	(662)	
Total (November GCFR)	4,389	November GCFR(M-2 column C (Line 1 minus Line 9))
October GCFR	5,249	October GCFR (M-2 column D (line 1))
Difference	(860)	November GCFR line minus October GCFR line

Figure 9 – South Purchases (\$'000)



Please note that the estimated actuals for the current month is a "net" estimate. This number is the sum of current month purchases excess system sales.

Table 8 – October Purchases (\$'000)

Purchases Total (\$'000)		Schedule References
October GCFR Forecast	\$26,356	October GCFR (M-1 Column E (line 2 minus line 16))
November GCFR Forecast	\$23,229	November GCFR (M-1 Column D (line 2 minus line 16))
Difference	(\$3,127)	November GCFR line minus October GCFR line

Figure 10 - South Calendar Sales (\$'000)

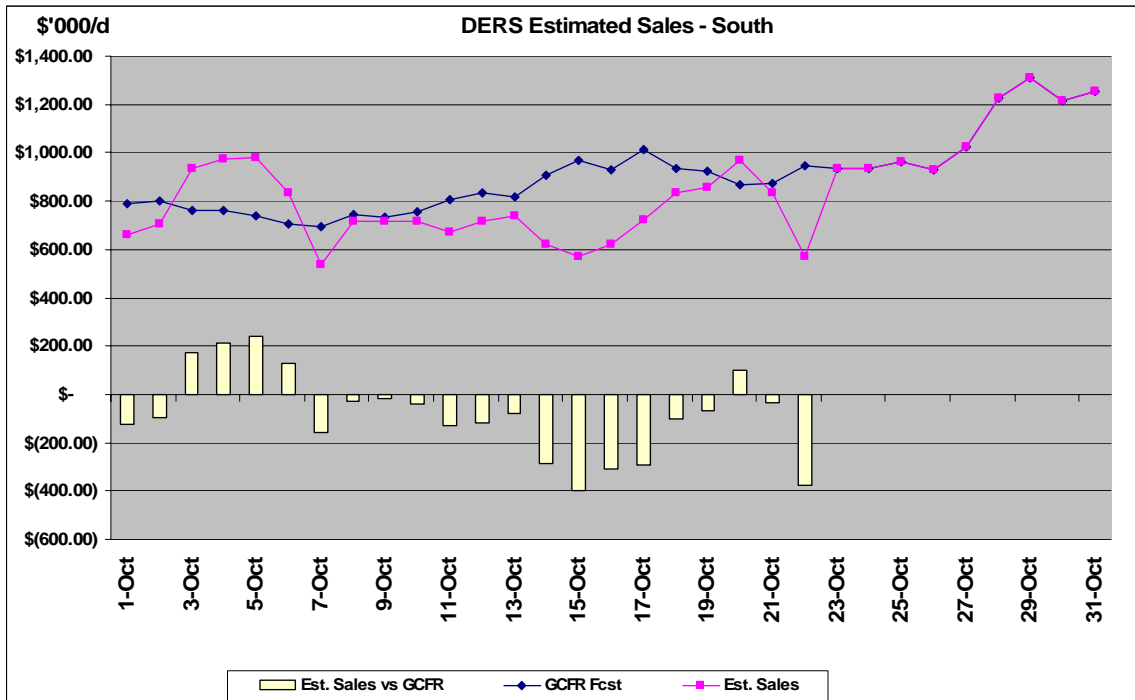


Table 9 – October Sales (\$'000)

Sales Total (\$'000)		Schedule References
October GCFR Forecast	\$28,109	GCFR (M-1 Column E (line 14))
November GCFR Forecast	\$26,307	November GCFR (M-1 Column D (line 14))
Difference	(\$1,802)	November GCFR line minus October GCFR line

The chart below shows the cost of gas and calendar sales for the month of October as reported in the November and October GCFR.

Table 10 – Variance in the October and November GCFR for October Calendar Month Purchases and Sales (\$'000)

	October GCFR	November GCFR	Table References
Sales	\$28,109	\$26,307	Table 9
Purchases	\$26,356	\$23,229	Table 8
Difference	\$1,753	\$3,078	Sales minus Purchases

Note: The data shown in Figures 6 through 9 have been taken as of October 24th, and represents information available to DERS at the time. Numbers may be slightly off as a result of rounding differences.

Prior Period Adjustments

Sales (Schedule M-1 line 14)

DERS has included (\$209,108.50) as a prior period adjustment relating to calendar sales. This prior period adjustment relates to billing adjustments (cancel/re-bills) for customer billings from November 2005 through to July 2007 consumption period. Billing adjustments take the form of initial charges, revised charges and the time period in which the adjustment relates to as part of regular monthly reporting. The dollars and volumes for this adjustment are detailed by month below.

	South	
	\$	Volumes GJ
Nov 2005 - Aug 06	(\$17,343.27)	(\$3,398.55)
September	(\$3,055.49)	(390.33)
October	(\$10,570.64)	(2,841.56)
November	(\$37,097.50)	(5,475.64)
December	(\$43,935.20)	(5,337.77)
January 2007	(\$39,135.71)	(5,305.81)
February	(\$35,407.66)	(5,287.08)
March	(\$40,907.20)	(4,460.49)
April	(\$74,090.35)	(9,707.71)
May	\$44,478.57	9,994.92
June	\$332,710.55	50,357.24
July	(\$284,754.60)	(58,153.88)
Total Prior Period	(\$209,108.50)	(\$40,006.66)

Carrying Costs on Imbalances (Schedule M-1 Column D, Line 5)

As per Decision 2006-030, DERS has included a credit of (\$5,665.99) related to carrying costs on ATCO Gas' imbalance account.